

**NH Department of Revenue Administration
Municipal & Property Division**

Available at <https://www.revenue.nh.gov/mun-prop/property/timber.htm>

Average Stumpage Values
Suggested for the **NORTHERN** Region of NH
April 1, 2024 – September 30, 2024

LOW VALUE: Large logging costs, poor accessibility or low-grade timber

HIGH VALUE: Small logging costs, good accessibility or high-grade-timber

SAW LOGS	MBF LOW	MBF HIGH
White Pine	120.00	250.00
Hemlock	30.00	75.00
Red Pine	35.00	80.00
Spruce & Fir	125.00	185.00
Hard Maple	225.00	500.00
White Birch	100.00	250.00
Yellow Birch	150.00	400.00
Oak	220.00	400.00
Ash	150.00	300.00
Soft Maple	150.00	300.00
Beech / Pallet / Tie Logs	35.00	125.00
Pine Box	20.00	50.00

PULPWOOD	TONS LOW	TONS HIGH
Spruce & Fir	0.50	3.00
Hardwood & Aspen	2.00	12.00
Pine	0.50	3.00
Hemlock	0.50	4.00
Biomass	0.00	2.00

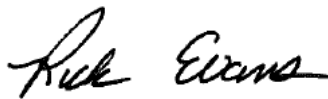
MISCELLANEOUS	LOW	HIGH
High-Grade Spruce - TONS	25.00	40.00
Cordwood - CORDS	10.00	35.00

Stumpage values for species not listed are available on the DRA's website, above
(See Comparative Stumpage Values) or by calling the Department at (603) 230-5950.

The municipal assessing officials shall consider the location and quality of the timber, the size of the sale and other factors necessary to harvest the wood or timber that may affect the value of timber being cut. They may use this list of average stumpage values provided by the Department, they may consider the stumpage price paid or conduct an inspection of the property, and they may go above or below these ranges as they deem appropriate.

NOTE: This stumpage value forecast is compiled from a survey two weeks prior to printing. Values may change during this period.

Prepared by:



Rick Evans, NH LF #34
Department of Revenue Administration
Municipal and Property Division
April 1, 2024

**NH Department of Revenue Administration
Municipal & Property Division**

Available at <https://www.revenue.nh.gov/mun-prop/property/timber.htm>

Average Stumpage Values
Suggested for the **CENTRAL** Region of NH
April 1, 2024 – September 30, 2024

LOW VALUE: Large logging costs, poor accessibility or low-grade timber

HIGH VALUE: Small logging costs, good accessibility or high-grade-timber

SAW LOGS	MBF LOW	MBF HIGH
White Pine	125.00	250.00
Hemlock	25.00	70.00
Red Pine	25.00	60.00
Spruce & Fir	75.00	160.00
Hard Maple	200.00	500.00
White Birch	80.00	180.00
Yellow Birch	125.00	325.00
Oak	225.00	450.00
Ash	100.00	300.00
Soft Maple	85.00	225.00
Beech / Pallet / Tie Logs	25.00	125.00
Pine Box	10.00	50.00

PULPWOOD	TONS LOW	TONS HIGH
Spruce & Fir	0.50	2.50
Hardwood & Aspen	2.00	7.00
Pine	0.00	1.00
Hemlock	0.50	5.00
Biomass	0.00	1.50

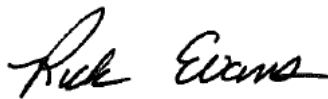
MISCELLANEOUS	LOW	HIGH
High-Grade Spruce - TONS	15.00	20.00
Cordwood - CORDS	10.00	20.00

Stumpage values for species not listed are available on the DRA's website, above
(See Comparative Stumpage Values) or by calling the Department at (603) 230-5950.

The municipal assessing officials shall consider the location and quality of the timber, the size of the sale and other factors necessary to harvest the wood or timber that may affect the value of timber being cut. They may use this list of average stumpage values provided by the Department, they may consider the stumpage price paid or conduct an inspection of the property, and they may go above or below these ranges as they deem appropriate.

NOTE: This stumpage value forecast is compiled from a survey two weeks prior to printing. Values may change during this period.

Prepared by:



Rick Evans, NH LF #34
Department of Revenue Administration
Municipal and Property Division
April 1, 2024

**NH Department of Revenue Administration
Municipal & Property Division**

Available at <https://www.revenue.nh.gov/mun-prop/property/timber.htm>

Average Stumpage Values
Suggested for the **SOUTHERN** Region of NH
April 1, 2024 – September 30, 2024

LOW VALUE: Large logging costs, poor accessibility or low-grade timber

HIGH VALUE: Small logging costs, good accessibility or high-grade-timber

SAW LOGS	MBF LOW	MBF HIGH
White Pine	100.00	200.00
Hemlock	25.00	60.00
Red Pine	20.00	55.00
Spruce & Fir	60.00	135.00
Hard Maple	100.00	300.00
White Birch	50.00	125.00
Yellow Birch	80.00	200.00
Oak	200.00	400.00
Ash	90.00	225.00
Soft Maple	60.00	150.00
Beech / Pallet / Tie Logs	25.00	100.00
Pine Box	10.00	40.00

PULPWOOD	TONS LOW	TONS HIGH
Spruce & Fir	0.00	1.00
Hardwood & Aspen	1.00	4.00
Pine	0.00	0.50
Hemlock	0.00	2.50
Biomass	0.00	0.50

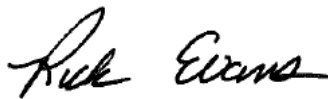
MISCELLANEOUS	LOW	HIGH
High-Grade Spruce - TONS	15.00	20.00
Cordwood - CORDS	10.00	20.00

Stumpage values for species not listed are available on the DRA's website, above
(See *Comparative Stumpage Values*) or by calling the Department at (603) 230-5950.

The municipal assessing officials shall consider the location and quality of the timber, the size of the sale and other factors necessary to harvest the wood or timber that may affect the value of timber being cut. They may use this list of average stumpage values provided by the Department, they may consider the stumpage price paid or conduct an inspection of the property, and they may go above or below these ranges as they deem appropriate.

NOTE: This stumpage value forecast is compiled from a survey two weeks prior to printing. Values may change during this period.

Prepared by:



Rick Evans, NH LF #34
Department of Revenue Administration
Municipal and Property Division
April 1, 2024