

RECEIVED

WFB
947,758
10/11/11

2011

FORM F-65(MS-5) SEP 26 2011

NH DEPT OF REV ADMIN
MUNICIPAL SERVICE

STATE OF NEW HAMPSHIRE
DEPARTMENT OF REVENUE ADMINISTRATION
MUNICIPAL SERVICES DIVISION

30 3 005 020 2059
HOLDERNESS TOWN
CHR BD OF SELECTMEN
P O BOX 203
HOLDERNESS, NH 03245



ANNUAL CITY/TOWN
FINANCIAL REPORT

PLEASE
RETURN
COMPLETED
FORM TO







State of New Hampshire
Department of Revenue Administration
Municipal Services Division
P.O. Box 487
Concord, NH 03302-0487
Telephone: (603) 271-3397

Part I GENERAL FUND - Revenues and expenditures for the period - Specify
January 1, 2010 to December 31, 2010
OR
July 1, 2010 to June 30, 2011

A. REVENUES - Modified Accrual		Account No.	Amount
1. Revenue from taxes (Including state education)		(a)	(b)
a. Property taxes (commitment less overlay Plus Section C, line 6, column (c), page 12)		3110	\$ 8,737,441
b. State and local taxes assessed for school districts	\$ 6,257,905.00	4933	
c. Land use change taxes - General Fund		3120	T01 13,400
d. Land use change taxes - Conservation Fund		3121	T01
e. Resident taxes		3180	
f. Timber taxes		3185	T01 11,514
g. Payments in lieu of taxes		3186	U99 30,232
h. Other taxes (Explain on separate schedule)		3189	T01 6,397
i. Interest and penalties on delinquent taxes		3190	T01 44,321
j. Excavation Tax (@\$.02 per cu. yd.)		3187	T99
k. TOTAL (Excluding line 1b)	----- >		\$ 8,843,305
2. TOTAL revenues for education purposes (This entry should only be used by the few municipalities which have dependent school districts)			Enter Only Dependent Schools in This Space \$
3. Revenue from licenses, permits, and fees			
a. Business licenses and permits		3210	T28 12,507
b. Motor vehicle permit fees		3220	T01 345,589
c. Building permits		3230	T29 8,248

Part I GENERAL FUND (Continued)		
A. REVENUES - Modified Accrual (Continued)	Account No.	Amount
3. Revenue from licenses, permits and fees (Continued)	(a)	(b)
d. Other licenses, permits, and fees	3290	T29 7,217
e. TOTAL ----- >		\$ 373,561
4. Revenue from the federal government		B50
a. Housing and urban renewal (HUD)	3311	\$
b. Environmental protection	3312	B89
c. Other federal grants and reimbursements - Specify (FEMA; Homeland Security; COPPS, etc.)	3319	B89
d. TOTAL ----- >		\$
5. Revenue from the State of New Hampshire		C30
a. Shared revenue block grant	3351	\$
b. Meals and rooms distribution	3352	C30 88,998
c. Highway block grant	3353	C46 71,209
d. Water pollution grants	3354	C89
e. Housing and community development	3355	C50
f. State and federal forest land reimbursement	3356	C89 20
g. Flood control reimbursement	3357	C89
h. Other state grants and reimbursements - Specify	3359	C89 35,799
i. TOTAL ----- >		\$ 196,026
6. Revenue from other governments		D89
Intergovernmental revenue - Other	3379	\$ -
7. Revenue from charges for services (Exclude interfund transfers)		A89
a. Income from departments	3401	\$ 142,432
b. Water supply system charges	3402	A91
c. Sewer user charges	3403	A80 6,179
d. Garbage-refuse charges	3404	A81
e. Electric user charges	3405	A92
f. Airport fees	3406	A01
g. Parking		A60
h. Transit or bus system		A94
i. Parks and Recreation		A61
j. Cemeteries		A03
k. Toll Highways		A45
l. Other charges	3409	A89
m. TOTAL ----- >		\$ 148,611

Part I GENERAL FUND (Continued)

A. REVENUES - Modified Accrual (Continued)	Account No.	Amount
8. Revenue from miscellaneous sources	(a)	(b)
a. Special assessments	3500	U01 \$
b. Sale of municipal property	3501	U11 700
c. Interest on investments	3502	U20 21,075
d. Rents of property	3503	U40
e. Fines and forfeits	3504	U30
f. Insurance dividends and reimbursements	3506	U99 34,334
g. Contributions and donations	3508	U50
h. Other miscellaneous sources not otherwise classified	3509	U99 1,273
i. TOTAL ----- >		\$ 57,382
9. Interfund operating transfers in		
a. Transfers from special revenue fund	3912	\$
b. Transfers from capital projects fund	3913	
c. Transfers from proprietary funds	3914	
d. Transfers from capital reserve fund	3915	289,898
e. Transfers from trust and fiduciary funds	3916	
f. Transfers from conservation funds	3917	
g. TOTAL ----- >		\$ 289,898
10. Other financial sources		
a. Proceeds from long-term notes and general obligation bonds	3934	\$ 350,000
b. Proceeds from all other bonds	3935	
c. Other long-term financial sources	3939	
d. TOTAL ----- >		\$ 350,000
11. TOTAL REVENUES FROM ALL SOURCES ----- >		\$ 10,258,783
12. TOTAL FUND EQUITY (Beginning of year) (Should equal line B.2g, column b, page 9) ----- >		\$ 938,575 ✓
13. TOTAL OF LINES 11 AND 12 (Should equal line 21, page 8) ----- >		\$ 11,197,358 ✓
Remarks		

Part I GENERAL FUND (Continued)

B. EXPENDITURES - Modified Accrual (Continued)	Account No.	Total expenditure <i>includes col c & d</i>	Equipment and land purchases	Construction
8. Health	(a)	(b)	(c)	(d)
a. Administration	4411			
b. Pest Control	4414	1,500		
c. Health agencies and hospitals	4415	24,325		
d. Other Health	4419			
e. TOTAL ----->		E32 \$ 25,825	G32	F32
10. Welfare		E79	G79	F79
a. Administration	4441	J67		
b. Direct assistance	4442	M79 12,016		
c. Intergovernmental welfare payments	4444	E75		
d. Vendor payments	4445	E79	G79	F79
e. Other welfare	4449			
f. TOTAL ----->		\$ 12,016		
11. Culture and recreation		E61	G61	F61
a. Parks and recreation	4520	E52 57,010	G52	F52
b. Library	4550	E61 106,972	G61	F61
c. Patriotic purposes	4583	E61 793	G61	F61
d. Other culture and recreation	4589	E61	G61	F61
e. TOTAL ----->		\$ 164,775		
12. Conservation				
a. Administration	4611	850		
b. Purchase of natural resources	4612			
c. Other conservation	4619			
d. TOTAL ----->		E59 \$ 850	G59	F59
13. Redevelopment and housing				
a. Administration	4631			
b. Redevelopment and housing	4632			
c. TOTAL ----->		E50	G50	F50

Part I GENERAL FUND (Continued)				
B. EXPENDITURES - Modified Accrual (Continued)	Account No.	Total expenditure includes col c & d	Equipment and land purchases	Construction
	(a)	(b)	(c)	(d)
14. Economic development				
a. Administration	4651	\$	\$	\$
b. Economic development	4652			
c. Other economic development	4659			
d. TOTAL ----->		E89	G89	F89
			\$	\$
15. Debt service				
a. Principal long term bonds and notes	4711	60,000	\$	\$
b. Interest on long term bonds and notes	4721	5,175		
c. Interest on tax and revenue anticipation notes	4723			
d. Other debt service charges	4790			
e. TOTAL ----->		\$ 65,175	\$	\$
16. Capital outlay (not reported above)			G89	F89
a. Land and improvements	4901			
b. Machinery, vehicles, and equipment	4902	105,370	G89 105,370	
c. Buildings	4903	379,812	\$	F89 379,812
d. Improvements other than buildings	4909	175,277	G89	F89 175,277
e. TOTAL ----->		\$ 660,459	\$ 105,370	\$ 555,089
17. Interfund operating transfers out				
a. Transfers to special revenue funds	4912			
b. Transfers to capital projects funds	4913			
c. Transfers to proprietary funds	4914			
d. Transfers to capital reserve funds	4915	341,500		
e. Transfers to expendable trust funds	4916			
f. Transfers to non-expendable trust funds	4918			
g. TOTAL ----->		\$ 341,500		
Cumulative Expenditure Totals from pages 4-7.....>		2,977,100.00		
Remarks				

Part I GENERAL FUND (Continued)

B. EXPENDITURES - Modified Accrual	Account No. (a)	Total expenditure (includes col.c&d)	Equipment and land purchases (c)	Construction (d)
1. General government				
a. Executive	4130	E29 120,333	G29	F29
b. Election and registration	4140	E89 60,379	G89	F89
c. Financial administration	4150	E23 65,656	G23	F23
d. Revaluation of property	4152	E23 61,393	G23	F23
e. Legal expense	4153	E25 11,400	G25	F25
f. Personnel administration	4155	E29 284,493	G29	F29
g. Planning and zoning	4191	E29 30,115	G29	F29
h. General government building	4194	E31 13,488	G31	F31
i. Cemeteries	4195	E03 1,859	G03	F03
j. Insurance not otherwise allocated	4196	E89 25,595	G89	F89
k. Advertising and regional association	4197	E89	G89	F89
l. Other general government	4199	E89	G89	F89
m. TOTAL ----- >		\$ 674,711		
2. Public safety				
a. Police	4210	E62 388,799	G62	F62
b. Ambulance	4215	E32 40,833	G32	F32
c. Fire	4220	E24 153,432	G24	F24
d. Building inspection	4240	E66 8,471	G66	F66
e. Emergency management	4290	E89 2,033	G89	F89
f. Other public safety (including communications)	4299	E89	G89	F89
g. TOTAL ----- >		\$ 593,568		
3. Airport/Aviation center				
a. Administration	4301			
b. Airport operations	4302			
c. Other	4309			
d. TOTAL ----- >		E01	G01	F01

Remarks

Part I GENERAL FUND (Continued)

B. EXPENDITURES - Modified Accrual (Continued)	Account No. (a)	Total expenditure (includes col.c&d)	Equipment and land purchases (c)	Construction (d)
4. Highways and streets				
a. Administration	4311	E44	G44	F44
b. Highways and streets	4312	E44 276,355	G44	F44
c. Bridges, railroad crossing	4313	E44	G44	F44
d. Street lighting	4316	E44 4,415	G44	F44
e. Toll highways	4316	E45	G45	F45
f. Other highway, streets, and bridges	4319	E44	G44	F44
g. TOTAL ----- >		\$ 280,770		
5. Sanitation				
a. Administration	4321	E80	G80	F80
b. Solid waste collection	4323	E81	G81	F81
c. Solid waste disposal	4324	E81 147,247	G81	F81
d. Solid waste clean-up	4325	E81	G81	F81
e. Sewage collection and disposal	4326	E80 10,204	G80	F80
f. Other sanitation	4329	E80	G80	F80
g. TOTAL ----- >		\$ 157,451		
6. Water distribution and treatment				
a. Administration	4331			
b. Water services	4332			
c. Water treatment	4335			
d. Water conservation	4338			
e. Other water	4339			
f. TOTAL ----- >		E91	G91	F91
7. Electric				
a. Administration	4351			
b. Generation	4352			
c. Purchase costs	4353			
d. Equipment maintenance	4354			
e. Other electric	4359			
f. TOTAL ----- >		E92	G92	F92

Part III GENERAL FUND BALANCE SHEET

MODIFIED ACCRUAL

A. ASSETS		Account No.	Beginning of Year	End of year
1. Current assets		(a)	(b)	(c)
a. Cash and equivalents		1010	3,202,410	3,993,185
b. Investments		1030		250,543
c. Taxes receivable (From Section D, page 12)		1080	2,160,779	1,221,900
d. Tax liens receivable (From Section D, page 12)		1110	127,404	117,087
e. Accounts receivable		1150		4,431
f. Due from other governments		1260	213	
g. Due from other funds		1310		25,451
h. Other current assets		1400		
i. Tax deeded property (subject to resale)		1670	5,139	5,139
j. TOTAL ASSETS (Should equal line B3) ----- >			5,495,945	\$ 5,617,736
B. LIABILITIES AND FUND EQUITY				
1. Current liabilities				
a. Warrants and accounts payable		2020	78,982	11,449
b. Compensated absences payable		2030	31,816	45,022
c. Contracts payable		2050		
d. Due to other governments		2070		
e. Due to school districts		2075		
f. Due to other funds		2080	16,627	17,954
g. Deferred revenue		2220	4,427,475	4,498,673
h. Notes payable - Current		2230		
i. Bonds payable - Current		2250		
j. Other payables		2270	2,470	6,339
k. TOTAL LIABILITIES ----->			4,557,370	\$ 4,579,437
2. Fund equity (Please detail on page 10)				
a. Assigned (formerly reserve for encumbrances)		2440	24,706	90,541
b. Committed (formerly reserve for continuing appropriations)		2450		
c. Restricted (formerly reserve for appropriations voted for CRF/ETF)		2460		
d. Committed (formerly reserve for appropriations voted)		2460		
e. Assigned (formerly reserve for special purposes)		2490	8,626	-
f. Unassigned (formerly unreserved fund balance)		2530	905,243	947,758
g. TOTAL FUND EQUITY ----->			938,575	\$ 1,038,299
3. TOTAL LIABILITIES AND FUND EQUITY ----->				
<i>(Should equal line A1f)</i>				
			5,495,945	\$ 5,617,736

Part VI RECONCILIATIONS

A. RECONCILIATION OF SCHOOL DISTRICT LIABILITY		Amount
1. School district liability at beginning of year <i>(Account number 2075, column b, on page 9)</i>	\$	0 ✓
2. ADD: School district assessment for current year		6,257,905 ✓
3. TOTAL LIABILITY WITHIN CURRENT YEAR (Sum of lines 1 and 2)		6,257,905
4. SUBTRACT: Payments made to school district		< 6,257,905 >
5. School district liability at end of year (lines 3 less line 4) <i>(Account number 2075, column c, on page 9)</i>		

B. RECONCILIATION OF TAX ANTICIPATION NOTES		Amount
1. Short-term (TANS) debt at beginning of year	61V \$	
2. ADD: New issues during current year		
3. SUBTRACT: Issues retired during current year		< >
4. Short-term (TANS) debt outstanding at end of year (Lines 1 + 2 - 3) <i>(Be sure to include (TANS) in Account number 2230, column c, page 9)</i>	64V \$	

PLEASE REFER TO THE INSTRUCTIONS TO COMPLETE SECTIONS C AND D

C. ALLOWANCE FOR ABATEMENTS WORKSHEET	Current year	Prior years	TOTAL
	(a)	(b)	(c)
1. Overlay/Allowance for Abatements (Beginning of year) *	✓ 49,438	✓ 25,349	74,787
2. SUBTRACT: Abatements made (From tax collector's report)	< >	✓ (9)	(9)
3. SUBTRACT: Discounts	< >	< >	< >
4. SUBTRACT: Refunds (Cash abatements)	✓ (3,151)	✓ (7,658)	(10,809)
5. ESTIMATED ALLOWANCE FOR ABATEMENTS AT END OF YEAR **	(4,563)	(437)	(5,000)
6. Excess of estimate (Add to revenue on page 1, line 1a)	50,850	18,119	58,969

*Use overlay amount for column (a) and use last year's balance of line 5, Allowance for Abatements for column b (see your form from last year).

**The amount in column c will go into line 1(b) for next year's worksheet.

D. TAXES/LIENS RECEIVABLE WORKSHEET	1080 taxes	1110 liens	TOTALS
	(a)	(b)	(c)
1. Uncollected, end of year	1,226,463	✓ 117,524	1,343,987
2. SUBTRACT: "Overlay" carried forward as Allowance for Abatements (from Worksheet C, line 5)	✓ (4,563)	✓ (437)	✓ (5,000)
3. Receivable, end of year *	1,221,900	117,087	1,338,987

* (These amounts are entered on page 9, account numbers 1080 and 1110, column c)

Part VII SUMMARY OF REVENUES FOR ALL OTHER FUNDS

REVENUE AND OTHER FINANCING SOURCES	Capital Projects (a)		Special Revenue (b)	Proprietary funds	
	T01 \$	T29		Enterprise (c)	Internal service (d)
1. Revenue from taxes	T01 \$		T01 \$		\$
2. Revenue from licenses, permits, and fees	T29		T29		
3. Revenue directly from the federal government	B89		B89		
4. Revenue from the State of New Hampshire	C89		C89		
5. Revenue from other governments	D89		D89		
6. Revenue from charges for services	A91		A91		
(a) Water supply system charges	A60		A60		
(b) Sewer user charges	A81		A81		
(c) Garbage/refuse collection charges	A92		A92		
(d) Electric	A01		A01		
(e) Airport and aviation	A44		A44		
(f) Highway	A45		A45		
(g) Toll facilities	A61		A61		
(h) Parks and recreation	A60		A60		
(i) Parking	A94		A94		
(j) Transit or bus system	A89		A89		
(k) Other - Specify --L			11,125		
(1) Police Details	A89		A89		
(2)	A89		A89		
(3)	A89		A89		
7. Revenue from miscellaneous sources	U20		U20		
(a) Interest on investments	U99		U99		
(b) Other miscellaneous sources			806		
8. Interfund operating transfers in					
9. Other financial sources	U99		U99		
10. TOTAL REVENUE AND OTHER SOURCES			\$		354,814

Part VIII SUMMARY OF EXPENDITURES FOR ALL OTHER FUNDS

EXPENDITURES (BY FUNCTIONS)	Capital projects			Special revenue	Proprietary funds	
	(a)	(b)	(c)		(d)	(e)
1. General government	F89	E89	E89			
2. Public Safety	F62	E62	E62	9,799		
(a) Police						
(b) Ambulance						
(c) Fire						
3. Airport/Aviation center	F01	E01	E01			
4. Highway and streets	F44	E44	E44			
5. Toll Highways	F45	F45	F45			
6. Sanitation	F81	F81	F81			
7. Water distribution and treatment	F91	F91	F91			
8. Sewerage	F80	E80	E80			
9. Electric	F92	E92	E92			
10. Health	F32	E32	E32			
11. Welfare	F79	E79	E79			
12. Culture and recreation	F61	E61	E61			
13. Parking	F60	E60	E60			
14. Transit or bus system	F94	E94	E94			
15. Conservation	F59	E59	E59			
16. Redevelopment and housing	F50	E50	E50			
17. Economic development	F89	E89	E89			
18. Debt service		E23	E23			
19. Capital outlay - other	F89	F89	F89			
20. Interfund operating transfers out				289,898		
21. TOTAL EXPENDITURES				\$ 299,697		
Remarks						

Part IX BALANCE SHEET FOR SUMMARY OF ALL OTHER FUNDS

	Account No. (a)	Capital Projects (b)	Special Revenue (c)	Proprietary funds	
				Enterprise (d)	Internal service (e)
A. ASSETS					
1. Current assets					
(a) Cash and equivalents	1010		\$ 3,820		
(b) Investments	1030		547,394		
(c) Accounts receivable	1150				
(d) Due from other governments	1260				
(e) Due from other funds	1310		17,954		
(f) Other - Specify --L					
2. Fixed assets					
(a) Land and improvements	1610				
(b) Buildings	1620				
(c) Machinery, vehicles, and equipment	1640				
(d) Construction in progress	1650				
(e) Improvements other than buildings	1660				
(f) Other - Specify --L					
3. TOTAL ASSETS ----->			569,168		
Remarks					

Part VIII BALANCE SHEET FOR SUMMARY OF ALL OTHER FUNDS (Continued)

B. LIABILITIES AND FUND EQUITY	Account No. (a)	Capital projects (b)	Special revenue (c)	Proprietary funds	
				Enterprise (d)	Internal service (e)
1. Liabilities					
(a) Warrants and accounts payable	2020	\$	\$	\$	\$
(b) Compensated absences payable	2030				
(c) Contracts payable	2050				
(d) Due to other governments	2070				
(e) Due to other funds	2080		25,451		
(f) Deferred revenue	2220				
(g) Notes and bonds payable					
(h) Other - Specify ---K					
(i) TOTAL LIABILITIES ----->			\$ 25,451		
2. Fund Equity/Capital					
(a) Assigned (formerly reserve for encumbrances)	2440				
(b) Assigned (formerly reserve for special purposes)	2490		543,717		
(c) Unassigned (formerly unreserved fund balance-deficit)	2530				
(d) Municipal contributed capital	2610				
(e) Other contributed capital	2620				
(f) Retained earnings	2790				
(g) TOTAL FUND EQUITY ----->			\$ 543,717		
3. TOTAL LIABILITIES AND FUND EQUITY ----->			\$ 569,168		

Part X		SUPPLEMENTAL INFORMATION WORKSHEET		
A. INTERGOVERNMENTAL EXPENDITURES				
Report payments made to the State or other local governments <i>on reimbursement or cost-sharing basis</i> . Do not include these expenditures in part VIII.				
Purpose (a)	Account No. (b)	Amount (c)		
Payments made <u>to other local governments</u> for:				
Schools		M12		
Sewers		M80		
All other - County	4931	M89		
All other - Towns	4199	M89		
Payments made <u>to State</u> for:				
Highways	4319	L44		
All other purposes	4199	L89		
C. DEBT OUTSTANDING, ISSUED, AND RETIRED				
Long-term debt purpose (a)	Bonds outstanding at the beginning of this fiscal year (b)	Bonds during this fiscal year		Outstanding at the end of this fiscal year (e)
		Issued (c)	Retired (d)	
Industrial revenue	19T	24T	34T	44T
All other debt	19U 120,000	29U 350,000	39U	49U 410,000
Interest on water debt	19I			
C. SALARIES AND WAGES				Total wages paid
Report here the total salaries and wages paid to all employees of your city before deductions for social security, retirement, etc. Include also salaries and wages paid to employees of any utility owned and operated by your government, as well as salaries and wages of city employees charged to construction projects. These amounts may be taken from the W3 form filed by your government for the year ended December 31.				Z00
				1,187,472
D. CASH AND INVESTMENTS HELD AT END OF FISCAL YEAR				
Report separately for each of the two types of funds listed below, the amount of cash on hand and on deposit and investments in Federal Government, Federal agency, State and local government, and non-governmental securities. Report all investments at market value. Exclude accounts receivable, value of real property, and all non-security assets.				
Type of fund (a)	Amount at end of fiscal year Omit cents (b)			
Bond funds - Unexpended proceeds from sale of bond issues held pending disbursement	W31			
All other funds except employee retirement funds and nonexpendable trust funds.	W61			
				4,794,942
Remarks				

Part XI CERTIFICATION

Under penalties of perjury, I declare that I have examined the information contained in this form and to the best of my belief it is true, correct and complete.

Date Signed 9/23/11

Signatures of a majority of the governing body:

[Handwritten signatures]

Under penalties of perjury, I declare that I have examined the information contained in this form and to the best of my belief it is true, correct and complete. (If prepared by a person other than the city/town officials, this declaration is based on all information of which the preparer has knowledge.)

Preparer (Please print or type) *Gregory A. Golby* Signature *Gregory A. Golby*

Regular Office Hours 8-5 M-F Email address *GOLBY@PLUZZIL.COM*

GENERAL INSTRUCTIONS

When completed, one signed copy should be sent to the Department of Revenue Administration and one copy should be placed in your municipal records.

Please be sure you have completed Part X, Items A-D.

WHEN TO FILE: (RSA. 21-J:34, V) For cities/towns reporting on a calendar year basis, this report must be filed on or before April 1.

For cities/towns reporting on an optional fiscal year basis (year ending June 30), this report must be filed on or before September 1.

WHERE TO FILE
 Department of Revenue Administration
 State of New Hampshire
 Municipal Services Division
 PO Box 487
 Concord, NH 03302-0487