



Lindsey M. Stepp
Commissioner

Carolynn J. Lear
Assistant Commissioner

State of New Hampshire Department of Revenue Administration

109 Pleasant Street
PO Box 487, Concord, NH 03302-0487
Telephone (603) 230-5000
www.revenue.nh.gov



MUNICIPAL AND PROPERTY
DIVISION

Stephan W. Hamilton
Director

Thomas P. Hughes
Assistant Director

10/18/2018

COMMISSIONERS
BELKNAP COUNTY
34 COUNTY DRIVE
LACONIA NH 03246

Dear Commissioners:

Please find enclosed the Belknap County apportionment for 2018. This apportionment is based on the net tax commitment of \$14,880,726 as voted by the county convention and certified to us by its chairman and clerk.

Sincerely yours,

Stephan Hamilton
Director
Municipal & Property Division

Enclosure


TDD Access: Relay NH 1-800-735-2964

Individuals who need auxiliary aids for effective communication in programs and services of the Department of Revenue Administration are invited to make their needs and preferences known to the Department.

2018 BELKNAP COUNTY	% Proportion to County Tax*	Apportionment of County Budget
ALTON	15.5147%	2,308,694
BARNSTEAD	4.7342%	704,481
BELMONT	5.9669%	887,915
CENTER HARBOR	3.8669%	575,428
GILFORD	16.3570%	2,434,046
GILMANTON	4.2638%	634,492
LACONIA	19.5251%	2,905,478
MEREDITH	18.0364%	2,683,950
NEW HAMPTON	2.9165%	433,995
SANBORNTON	3.9697%	590,724
TILTON	4.8487%	721,523
* Rounded for display. Actual apportionment based on detailed figures.		
TOTALS	100.0000%	14,880,726

Dir. W. Hark

10/18/18



Lindsey M. Stepp
Commissioner

Carolynn J. Lear
Assistant Commissioner

State of New Hampshire Department of Revenue Administration

109 Pleasant Street
PO Box 487, Concord, NH 03302-0487
Telephone (603) 230-5000
www.revenue.nh.gov



MUNICIPAL AND PROPERTY
DIVISION
Stephan W. Hamilton
Director

Thomas P. Hughes
Assistant Director

9/26/2018

Commissioners
Carroll County
95 Water Village Road
Ossipee NH 03864

Dear Commissioners:

Please find enclosed the Carroll County apportionment for 2018. This apportionment is based on the net tax commitment of \$16,521,886 as voted by the County Convention and certified to us by its chairman and clerk.

Sincerely yours,


Stephan Hamilton, Director
Municipal & Property Division

Enclosure

swh/sd

2018 CARROLL COUNTY	% Proportion to County Tax*	Apportionment of County Budget
ALBANY	0.7572%	125,109
BARTLETT	7.8073%	1,289,912
BROOKFIELD	0.7655%	126,476
CHATHAM	0.3775%	62,374
CONWAY	12.0127%	1,984,725
EATON	0.7723%	127,596
EFFINGHAM	1.2269%	202,708
FREEDOM	3.8542%	636,790
HALE'S LOCATION	0.5712%	94,368
HART'S LOCATION	0.1002%	16,562
JACKSON	3.0053%	496,534
MADISON	3.6744%	607,084
MOULTONBOROUGH	22.9536%	3,792,361
OSSIPEE	5.0837%	839,923
SANDWICH	3.2442%	536,004
TAMWORTH	2.7249%	450,204
TUFTONBORO	7.9092%	1,306,743
WAKEFIELD	7.5167%	1,241,899
WOLFEBORO	15.6430%	2,584,514
* Rounded for display. Actual apportionment based on detailed figures.		
TOTALS	100.0000%	16,521,886

D. L. W. Hall 9/26/18



Lindsey M. Stepp
Commissioner

Carolynn J. Lear
Assistant Commissioner

State of New Hampshire Department of Revenue Administration

109 Pleasant Street
PO Box 487, Concord, NH 03302-0487
Telephone (603) 230-5000
www.revenue.nh.gov



MUNICIPAL AND PROPERTY
DIVISION
Stephan W. Hamilton
Director

Thomas P. Hughes
Assistant Director

9/27/2018

COMMISSIONERS
CHESHIRE COUNTY
22 COURT ST
KEENE NH 03431

Dear Commissioners:

Please find enclosed the Cheshire County apportionment for 2018. This apportionment is based on the net tax commitment of 28,119,999 as voted by the county convention and certified to us by its chairman and clerk.

Sincerely yours,

Stephan Hamilton
Director
Municipal & Property Division


Enclosure

TDD Access: Relay NH 1-800-735-2964

Individuals who need auxiliary aids for effective communication in programs and services of the Department of Revenue Administration are invited to make their needs and preferences known to the Department.

2018 CHESHIRE COUNTY	% Proportion to County Tax*	Apportionment of County Budget
ALSTEAD	2.1709%	610,446
CHESTERFIELD	7.1558%	2,012,216
DUBLIN	3.3184%	933,138
FITZWILLIAM	3.9113%	1,099,850
GILSUM	0.8970%	252,228
HARRISVILLE	2.6788%	753,292
HINSDALE	4.9708%	1,397,787
JAFFREY	6.6537%	1,871,015
KEENE	25.3981%	7,141,942
MARLBOROUGH	2.4216%	680,953
MARLOW	0.8805%	247,608
NELSON	1.6502%	464,040
RICHMOND	1.3072%	367,590
RINDGE	8.5043%	2,391,410
ROXBURY	0.3641%	102,393
STODDARD	3.6745%	1,033,271
SULLIVAN	0.7072%	198,863
SURRY	1.1417%	321,047
SWANZEY	8.1968%	2,304,938
TROY	1.8118%	509,476
WALPOLE	6.1208%	1,721,171
WESTMORELAND	2.3641%	664,789
WINCHESTER	3.7003%	1,040,536
* Rounded for display. Actual apportionment based on detailed figures.		
TOTALS	100.0000%	28,119,999

Edw. Harte 9/27/18



Lindsey M. Stepp
Commissioner

Carolynn J. Lear
Assistant Commissioner

State of New Hampshire Department of Revenue Administration

109 Pleasant Street
PO Box 487, Concord, NH 03302-0487
Telephone (603) 230-5000
www.revenue.nh.gov



MUNICIPAL AND PROPERTY
DIVISION
Stephan W. Hamilton
Director

Thomas P. Hughes
Assistant Director

9/19/2018

COMMISSIONERS
COOS COUNTY
PO BOX 10
WEST STEWARTSTOWN NH 03597

Dear Commissioners:

Please find enclosed the Coos County apportionment for 2018. This apportionment is based on the net tax commitment of \$15,573,805 as voted by the county convention and certified to us by its chairman and clerk.

Sincerely yours,

Stephan Hamilton
Director
Municipal & Property Division

Enclosure

2018 COOS COUNTY	% Proportion to County Tax*	Apportionment of County Budget
ATK. & GILMANTON ACAD.	0.0273%	4,246
BEAN'S GRANT	0.0000%	3
BEAN'S PURCHASE	0.0000%	-
BERLIN	11.4422%	1,781,979
CAMBRIDGE	0.3468%	54,006
CARROLL	10.8431%	1,688,678
CHANDLER'S PURCHASE	0.0016%	248
CLARKSVILLE	1.6193%	252,188
COLEBROOK	5.3956%	840,303
COLUMBIA	2.6515%	412,940
CRAWFORD'S PURCH.	0.0074%	1,151
CUTT'S GRANT	0.0000%	-
DALTON	2.8866%	449,555
DIX GRANT	0.0322%	5,011
DIXVILLE	1.0692%	166,523
DUMMER	2.1694%	337,857
ERROL	3.0149%	469,532
ERVING'S GRANT	0.0024%	381
GORHAM	8.2971%	1,292,172
GREEN'S GRANT	0.1255%	19,549
HADLEY'S PURCH.	0.0000%	-
JEFFERSON	4.2249%	657,984
KILKENNY	0.0005%	72
LANCASTER	7.8720%	1,225,972
LOW & BURBANK GR.	0.0000%	-
MARTIN'S LOCATION	0.0023%	353
MILAN	3.7085%	577,562
MILLSFIELD	3.0826%	480,085
NORTHUMBERLAND	3.3558%	522,625
ODELL	0.0957%	14,909
PINKHAM'S GRANT	0.1823%	28,385
PITTSBURG	8.9359%	1,391,655
RANDOLPH	2.0253%	315,416
SARGENT'S PURCHASE	0.0777%	12,108
SECOND COLLEGE GR.	0.0461%	7,175
SHELBURNE	2.0592%	320,702
STARK	2.1390%	333,128
STEWARTSTOWN	3.1461%	489,964
STRATFORD	1.7801%	277,233
SUCCESS	0.4874%	75,901
THOM. & MES. PURCH.	0.2164%	33,698
WENTWORTH LOCATION	0.2903%	45,209
WHITEFIELD	6.3398%	987,347
* Rounded for display. Actual apportionment based on detailed figures.		
TOTALS	100.0000%	15,573,805

Det. W. Hall 9/19/18



Lindsey M. Stepp
Commissioner

Carolynn J. Lear
Assistant Commissioner

State of New Hampshire Department of Revenue Administration

109 Pleasant Street
PO Box 487, Concord, NH 03302-0487
Telephone (603) 230-5000
www.revenue.nh.gov



MUNICIPAL AND PROPERTY
DIVISION
Stephan W. Hamilton
Director

Thomas P. Hughes
Assistant Director

9/20/2018

Commissioners
Grafton County
3855 Dartmouth College Hwy – Box 1
North Haverhill NH 03774

Dear Commissioners:

Please find enclosed the Grafton County apportionment for 2018. This apportionment is based on the net tax commitment of \$26,003,536 as voted by the County Convention and certified to us by its chairman and clerk.

Sincerely yours,

Stephan Hamilton, Director
Municipal & Property Division

Enclosure

swh/sd

2018 GRAFTON COUNTY	% Proportion to County Tax*	Apportionment of County Budget
ALEXANDRIA	1.3697%	356,162
ASHLAND	1.7414%	452,834
BATH	0.8331%	216,644
BENTON	0.1959%	50,937
BETHLEHEM	1.9505%	507,207
BRIDGEWATER	2.5389%	660,214
BRISTOL	3.5057%	911,606
CAMPTON	2.8156%	732,160
CANAAN	2.5606%	665,844
DORCHESTER	0.2681%	69,706
EASTON	0.4775%	124,158
ELLSWORTH	0.1027%	26,707
ENFIELD	4.1627%	1,082,458
FRANCONIA	2.1717%	564,715
GRAFTON	0.8110%	210,877
GROTON	0.8736%	227,180
HANOVER	17.1837%	4,468,371
HAVERHILL	2.3742%	617,380
HEBRON	1.9851%	516,190
HOLDERNESS	5.2093%	1,354,591
LANDAFF	0.3155%	82,047
LEBANON	14.7746%	3,841,918
LINCOLN	6.2455%	1,624,040
LISBON	0.7478%	194,461
LITTLETON	4.6822%	1,217,530
LIVERMORE	0.0009%	241
LYMAN	0.4485%	116,637
LYME	2.6050%	677,390
MONROE	2.0297%	527,788
ORANGE	0.2314%	60,174
ORFORD	1.0220%	265,759
PIERMONT	0.7223%	187,827
PLYMOUTH	3.2064%	833,788
RUMNEY	1.1618%	302,109
SUGAR HILL	0.9846%	256,026
THORNTON	2.5478%	662,510
WARREN	0.4844%	125,971
WATERVILLE VALLEY	2.2760%	591,851
WENTWORTH	0.6436%	167,372
WOODSTOCK	1.7388%	452,156
* Rounded for display. Actual apportionment based on detailed figures.		
TOTALS	100.0000%	26,003,536

John Hahn 9/20/18



Lindsey M. Stepp
Commissioner

Carolynn J. Lear
Assistant Commissioner

State of New Hampshire Department of Revenue Administration

109 Pleasant Street
PO Box 487, Concord, NH 03302-0487
Telephone (603) 230-5000
www.revenue.nh.gov



MUNICIPAL AND PROPERTY
DIVISION
Stephan W. Hamilton
Director

Thomas P. Hughes
Assistant Director

10/2/2018

Commissioners
Hillsborough County
329 Mast Road
Goffstown NH 03045

Dear Commissioners:

Please find enclosed the Hillsborough County apportionment for 2018. This apportionment is based on the net tax commitment of \$53,921,321 as voted by the County Convention and certified to us by its chairman and clerk.

Sincerely yours,

Stephan Hamilton, Director
Municipal & Property Division

Enclosure

swh/sd

2018 HILLSBOROUGH COUNTY	% Proportion to County Tax*	Apportionment of County Budget
AMHERST	3.9904%	2,151,692
ANTRIM	0.5421%	292,331
BEDFORD	8.5319%	4,600,531
BENNINGTON	0.2237%	120,634
BROOKLINE	1.2981%	699,943
DEERING	0.4317%	232,801
FRANCESTOWN	0.4154%	224,000
GOFFSTOWN	3.5759%	1,928,189
GREENFIELD	0.3389%	182,728
GREENVILLE	0.2487%	134,095
HANCOCK	0.5893%	317,784
HILLSBOROUGH	1.1174%	602,540
HOLLIS	2.9404%	1,585,522
HUDSON	6.6229%	3,571,138
LITCHFIELD	2.1217%	1,144,047
LYNDEBOROUGH	0.4040%	217,831
MANCHESTER	21.5340%	11,611,390
MASON	0.3726%	200,916
MERRIMACK	7.6964%	4,150,000
MILFORD	3.1980%	1,724,411
MONT VERNON	0.5928%	319,641
NASHUA	22.3188%	12,034,578
NEW BOSTON	1.4361%	774,370
NEW IPSWICH	0.8857%	477,580
PELHAM	3.8357%	2,068,240
PETERBOROUGH	1.5117%	815,150
SHARON	0.1088%	58,664
TEMPLE	0.3252%	175,377
WEARE	1.9031%	1,026,162
WILTON	0.8272%	446,017
WINDSOR	0.0612%	33,019
*Rounded for display. Actual apportionment based on detailed figures.		
TOTALS	100.0000%	53,921,321

Stef W. Hail 10/2/18



Lindsey M. Stepp
Commissioner

Carolynn J. Lear
Assistant Commissioner

State of New Hampshire Department of Revenue Administration

109 Pleasant Street
PO Box 487, Concord, NH 03302-0487
Telephone (603) 230-5000
www.revenue.nh.gov



MUNICIPAL AND PROPERTY
DIVISION
Stephan W. Hamilton
Director

Thomas P. Hughes
Assistant Director

10/5/2018

COMMISSIONERS
MERRIMACK COUNTY
33 DANIEL WEBSTER HWY SUITE 2
BOSCAWEN NH 03303-2415

Dear Commissioners:

Please find enclosed the Merrimack County apportionment for 2018. This apportionment is based on the net tax commitment of \$46,081,142 as voted by the county convention and certified to us by its chairman and clerk.

Sincerely yours,

Stephan Hamilton
Director
Municipal & Property Division

Enclosure

TDD Access: Relay NH 1-800-735-2964

Individuals who need auxiliary aids for effective communication in programs and services of the Department of Revenue Administration are invited to make their needs and preferences known to the Department.

2018	% Proportion to	Apportionment
MERRIMACK COUNTY	County Tax*	of County Budget
ALLENSTOWN	1.7350%	799,529
ANDOVER	1.6201%	746,571
BOSCAWEN	1.6098%	741,819
BOW	7.4847%	3,449,044
BRADFORD	1.3248%	610,496
CANTERBURY	1.6733%	771,087
CHICHESTER	1.7151%	790,320
CONCORD	24.9876%	11,514,555
DANBURY	0.6861%	316,156
DUNBARTON	2.0980%	966,781
EPSOM	2.7161%	1,251,614
FRANKLIN	3.5537%	1,637,583
HENNIKER	2.6278%	1,210,907
HILL	0.5354%	246,736
HOOKSETT	12.3326%	5,683,008
HOPKINTON	4.1236%	1,900,202
LOUDON	3.5754%	1,647,567
NEW LONDON	6.9131%	3,185,617
NEWBURY	4.3523%	2,005,567
NORTHFIELD	2.0202%	930,911
PEMBROKE	4.0296%	1,856,876
PITTSFIELD	1.6173%	745,258
SALISBURY	0.8420%	387,987
SUTTON	1.8316%	844,033
WARNER	1.6286%	750,473
WEBSTER	1.2532%	577,511
WILMOT	1.1131%	512,934
* Rounded for display. Actual apportionment based on detailed figures.		
TOTALS	100.0000%	46,081,142

Sub W. H. 10/5/18



Lindsey M. Stepp
Commissioner

Carolynn J. Lear
Assistant Commissioner

State of New Hampshire Department of Revenue Administration

109 Pleasant Street
PO Box 487, Concord, NH 03302-0487
Telephone (603) 230-5000
www.revenue.nh.gov



MUNICIPAL AND PROPERTY
DIVISION
Stephan W. Hamilton
Director

Thomas P. Hughes
Assistant Director

9/14/2018

COMMISSIONERS
ROCKINGHAM COUNTY
119 NORTH ROAD
BRENTWOOD NH 03844

Dear Commissioners:

Please find enclosed the Rockingham County apportionment for 2018. This apportionment is based on the net tax commitment of \$49,130,196 as voted by the county convention and certified to us by its chairman and clerk.

Sincerely yours,

Stephan Hamilton
Director
Municipal & Property Division

Enclosure

TDD Access: Relay NH 1-800-735-2964

Individuals who need auxiliary aids for effective communication in programs and services of the Department of Revenue Administration are invited to make their needs and preferences known to the Department.

2018 ROCKINGHAM COUNTY	% Proportion to County Tax*	Apportionment of County Budget
ATKINSON	1.9976%	981,403
AUBURN	1.5638%	768,316
BRENTWOOD	1.2273%	602,964
CANDIA	0.9341%	458,944
CHESTER	1.2546%	616,388
DANVILLE	0.8431%	414,239
DEERFIELD	1.1946%	586,886
DERRY	6.1977%	3,044,958
EAST KINGSTON	0.6672%	327,792
EPPING	1.6587%	814,911
EXETER	4.0456%	1,987,619
FREMONT	0.9288%	456,301
GREENLAND	1.5989%	785,564
HAMPSTEAD	2.4115%	1,184,779
HAMPTON	6.9739%	3,426,284
HAMPTON FALLS	0.9584%	470,844
KENSINGTON	0.6858%	336,918
KINGSTON	1.5716%	772,123
LONDONDERRY	8.0598%	3,959,783
NEW CASTLE	1.3983%	686,986
NEWFIELDS	0.5572%	273,771
NEWINGTON	2.1446%	1,053,658
NEWMARKET	1.7990%	883,873
NEWTON	1.0815%	531,356
NORTH HAMPTON	2.3521%	1,155,586
NORTHWOOD	1.0302%	506,152
NOTTINGHAM	1.2825%	630,081
PLAISTOW	2.1784%	1,070,267
PORTSMOUTH	11.2013%	5,503,199
RAYMOND	1.9595%	962,713
RYE	4.4012%	2,162,315
SALEM	9.4048%	4,620,581
SANDOWN	1.3354%	656,084
SEABROOK	4.9279%	2,421,089
SOUTH HAMPTON	0.2848%	139,904
STRATHAM	2.7361%	1,344,231
WINDHAM	5.1523%	2,531,334
* Rounded for display. Actual apportionment based on detailed figures.		
TOTALS	100.0000%	49,130,196

Det. R. Hill 9/14/18



Lindsey M. Stepp
Commissioner

Carolynn J. Lear
Assistant Commissioner

State of New Hampshire Department of Revenue Administration

109 Pleasant Street
PO Box 487, Concord, NH 03302-0487
Telephone (603) 230-5000
www.revenue.nh.gov



MUNICIPAL AND PROPERTY
DIVISION
Stephan W. Hamilton
Director

Thomas P. Hughes
Assistant Director

September 19, 2018

COMMISSIONERS
STRAFFORD COUNTY
259 COUNTY FARM ROAD
DOVER NH 03820

Dear Commissioners:

Please find enclosed the Strafford County apportionment for 2018. This apportionment is based on the net tax commitment of \$31,732,974 as voted by the county convention and certified to us by its chairman and clerk.

Sincerely yours,

Stephan Hamilton
Director
Municipal & Property Division

Enclosure

TDD Access: Relay NH 1-800-735-2964

Individuals who need auxiliary aids for effective communication in programs and services of the Department of Revenue Administration are invited to make their needs and preferences known to the Department.

2018 STRAFFORD COUNTY	% Proportion to County Tax*	Apportionment of County Budget
BARRINGTON	8.5396%	2,709,857
DOVER	28.3534%	8,997,362
DURHAM	9.3275%	2,959,882
FARMINGTON	4.1015%	1,301,517
LEE	4.3267%	1,372,983
MADBURY	2.0723%	657,597
MIDDLETON	1.4652%	464,963
MILTON	3.5900%	1,139,222
NEW DURHAM	3.5825%	1,136,822
ROCHESTER	20.1540%	6,395,447
ROLLINSFORD	2.2770%	722,550
SOMERSWORTH	7.9085%	2,509,614
STRAFFORD	4.3020%	1,365,158
* Rounded for display. Actual apportionment based on detailed figures.		
TOTALS	100.0000%	31,732,974

Det W. Hill 9/19/18



Lindsey M. Stepp
Commissioner

Carolynn J. Lear
Assistant Commissioner

State of New Hampshire Department of Revenue Administration

109 Pleasant Street
PO Box 487, Concord, NH 03302-0487
Telephone (603) 230-5000
www.revenue.nh.gov



MUNICIPAL AND PROPERTY
DIVISION
Stephan W. Hamilton
Director

Thomas P. Hughes
Assistant Director

9/25/2018

COMMISSIONERS
SULLIVAN COUNTY
14 MAIN ST
NEWPORT NH 03773

Dear Commissioners:

Please find enclosed the Sullivan County apportionment for 2018. This apportionment is based on the net tax commitment of 13,273,392 as voted by the county convention and certified to us by its chairman and clerk.

Sincerely yours,

Stephan Hamilton
Director
Municipal & Property Division

Enclosure

TDD Access: Relay NH 1-800-735-2964

*Individuals who need auxiliary aids for effective communication in programs and services of the
Department of Revenue Administration are invited to make their needs and preferences known to the Department.*

2018 SULLIVAN COUNTY	% Proportion to County Tax*	Apportionment of County Budget
ACWORTH	2.1262%	282,223
CHARLESTOWN	5.8979%	782,848
CLAREMONT	15.0404%	1,996,375
CORNISH	3.9389%	522,830
CROYDON	1.8875%	250,531
GOSHEN	1.5618%	207,302
GRANTHAM	10.4773%	1,390,697
LANGDON	1.3285%	176,331
LEMPSTER	2.9237%	388,068
NEWPORT	9.4783%	1,258,094
PLAINFIELD	5.8511%	776,637
SPRINGFIELD	4.3965%	583,564
SUNAPEE	27.3417%	3,629,169
UNITY	2.6626%	353,411
WASHINGTON	5.0877%	675,312
* Rounded for display. Actual apportionment based on detailed figures.		
TOTALS	100.0000%	13,273,392

John W. Hall

9/25/18