
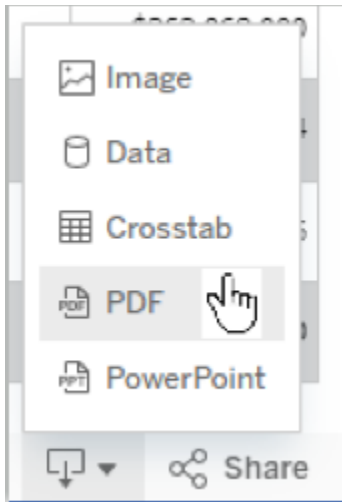
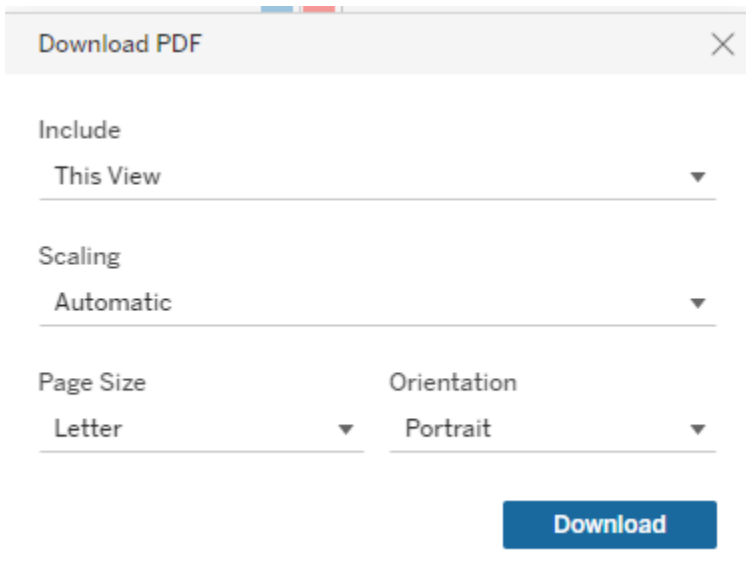


Instructions for Downloading a Chart

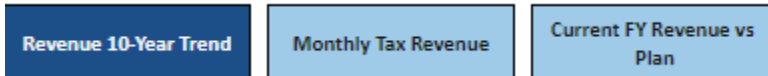
1. In the bottom right-hand corner, hover the mouse cursor over the  symbol, and single click the left mouse button.
2. Hover the mouse cursor over the download format you would like and click the left mouse button.



3. In the 'Download PDF' box, make the selections you wish and click the 'Download' button.



Note: If you come across a chart with multiple buttons across the top like this:



And would like to download a PDF with each chart on a separate page, select the "Specific sheets from this workbook" option in the "Include" section of the 'Download PDF' box. Select the sheets you'd like to download or click the "Select All" button. Then with the left mouse button click on the "Download" button.

